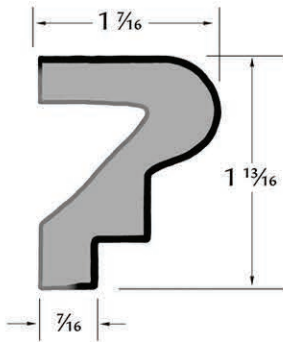
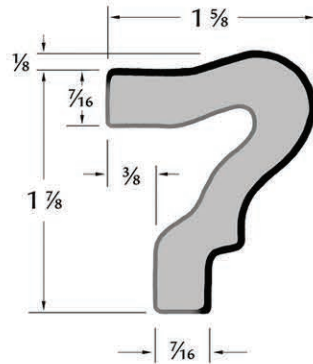


Native Tile Moldings - Page I

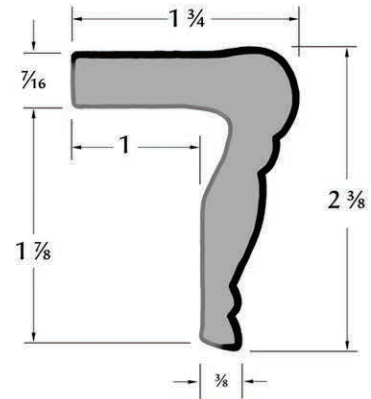
"D" RAIL



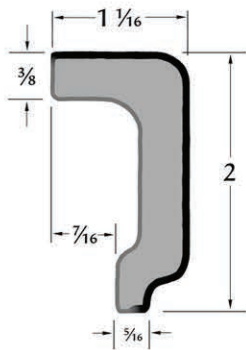
"D" SINKCAP



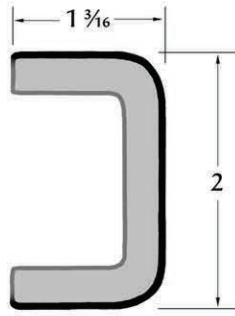
"W" SINKCAP



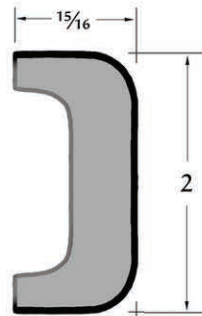
"L" SINKCAP



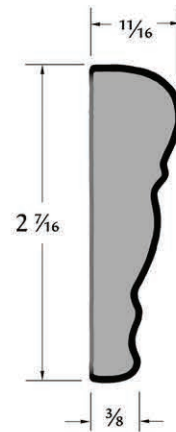
"M" RAIL



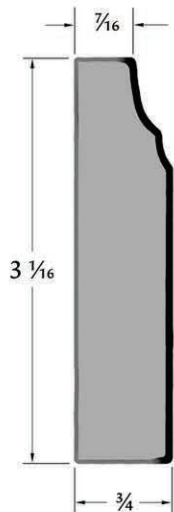
"U" RAIL



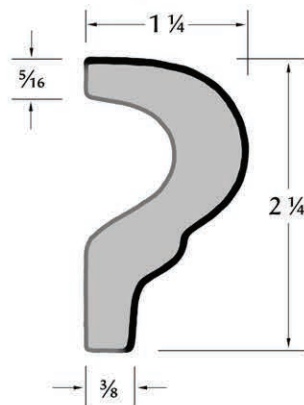
"W" MOLDING



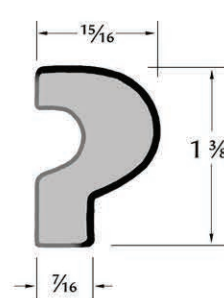
"CM" MOLDING



"J" RAIL



"P" RAIL

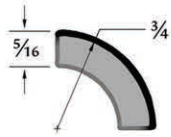


Specifications subject to change. All measurements in inches. Standard length is 6 inches (other sizes available). Corner pieces available for all shapes.

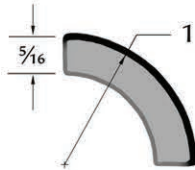
GLAZED SURFACES ARE INDICATED BY DARK LINE

Native Tile Moldings - Page 2

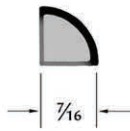
$\frac{3}{4}$ " (SMALL)
 QUARTER ROUND



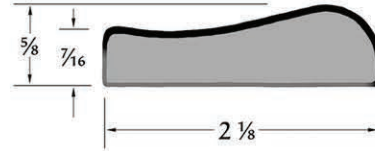
1" (LARGE)
 QUARTER ROUND



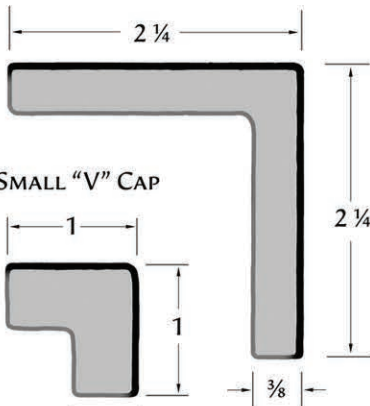
BULLNOSE
 ROUND



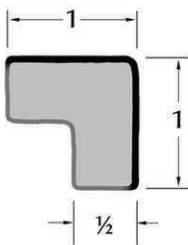
"CAL" CAP



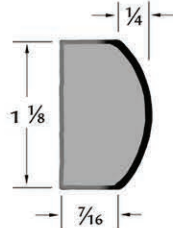
"V" CAP



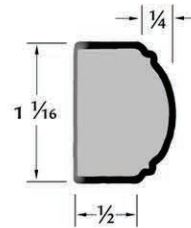
SMALL "V" CAP



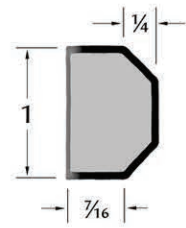
ROUNDED LINER



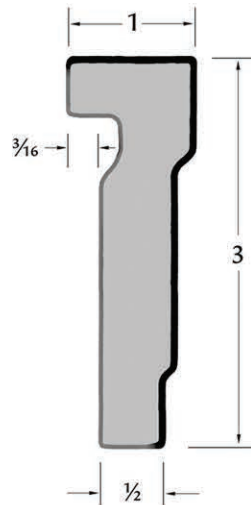
"TS" LINER



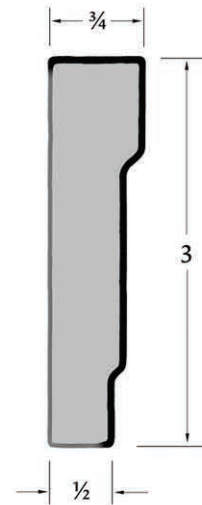
HEX LINER



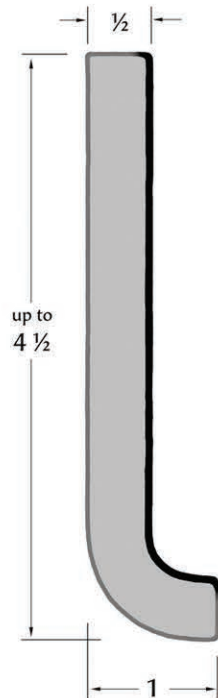
"C" CAP



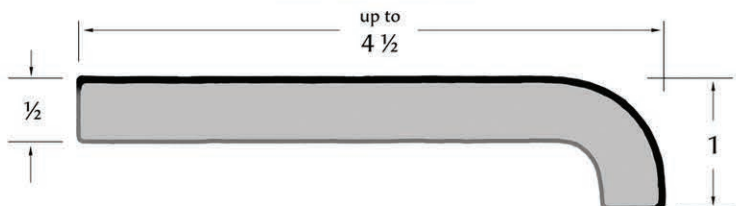
"C" RAIL



COVE



SURFACE BULLNOSE



Specifications subject to change. All measurements in inches. Standard length is 6 inches (other sizes available). Corner pieces available for all shapes.

GLAZED SURFACES ARE INDICATED BY DARK LINE